

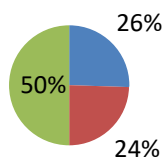
## Department of chemistry

### Student admissions

S.No	Academic year	No of boys admitted	No of Girs admitted	Total
1	2016-2017	73	70	143
2	2017-2018	53	102	155
3	2018-2019	52	78	130
4	2019-2020	53	77	130
5	2020-2021	60	65	125
6	2021-2022	55	62	117

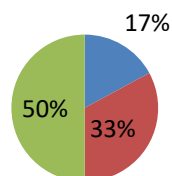
### 2016-2017

■ No of boys admitted  
■ No of Girs admitted  
■ Total



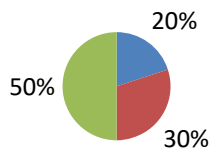
### 2017-2018

■ No of boys admitted ■ No of Girs admitted  
■ Total



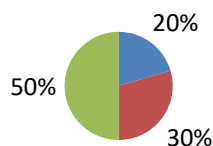
### 2018-2019

■ No of boys admitted  
■ No of Girs admitted  
■ Total



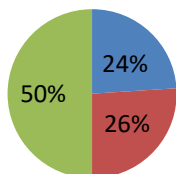
### 2019-2020

■ No of boys admitted  
■ No of Girs admitted  
■ Total



### 2020-2021

■ No of boys admitted ■ No of Girs admitted  
■ Total



### 2021-2022

■ No of boys admitted ■ No of Girs admitted  
■ Total

