

National Assessment and Accreditation Council (NAAC)
Student Satisfaction Survey
Key Indicator-2.7.1
Under Criterion II of Teaching – Learning and Evaluation

Guidelines for Students

NAAC (National Assessment and accreditation council) is conducting a Student Satisfaction Survey Teaching – Learning and evaluation, which will help to upgrade the quality in higher education. A student will have to respond to all the questions given in the following format with her/his sincere effort and thought. Her/his identity will not be revealed.

A) Please confirm this is the first and only time you answer this survey.

a) Yes ☐ b) No ☐

B) Age: C) College Name:

D) Gender: a) Female b) Male c) Transgender

E) What degree program are you pursuing now?

a) Bachelor's b) Master's c) MPhil d) Doctorate

d) Other

F) What subject area are you currently Pursuing?

a) Arts b) Commerce c) Science d) Professional

Instructions to fill the questionnaire

- All questions should be compulsorily attempted
- Each response to the qualitative question no. 21 is student's opportunity to give suggestions or improvements; she/he can also mention weaknesses of the institute here. (Kindly restrict your response to teaching learning process only)

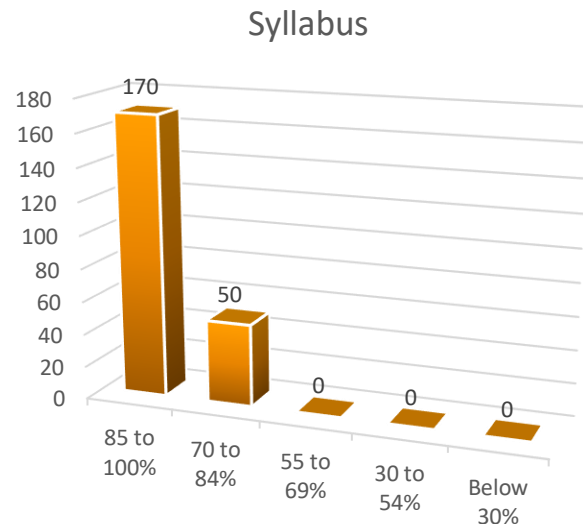
Criterion II – Teaching -Learning and Evaluation

Student Satisfaction Survey on Teaching Learning Process

Following are questions for online student satisfaction survey regarding teaching learning process.

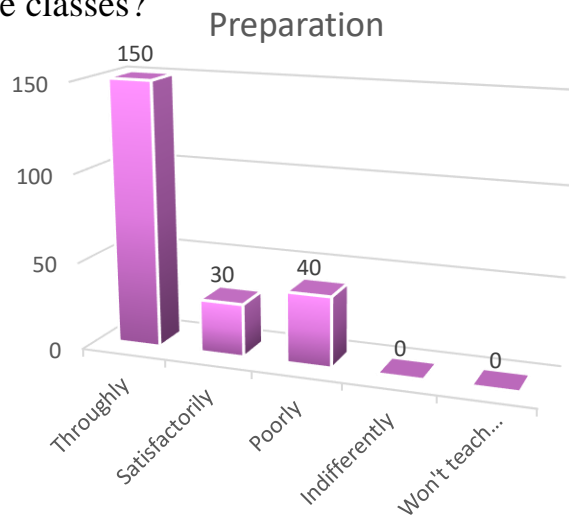
1. How Much of the Syllabus was covered in the class?

- 4. 85 to 100%
- 3. 70 to 84%
- 2. 55 to 69%
- 1. 30 to 54%
- 0. Below 30%



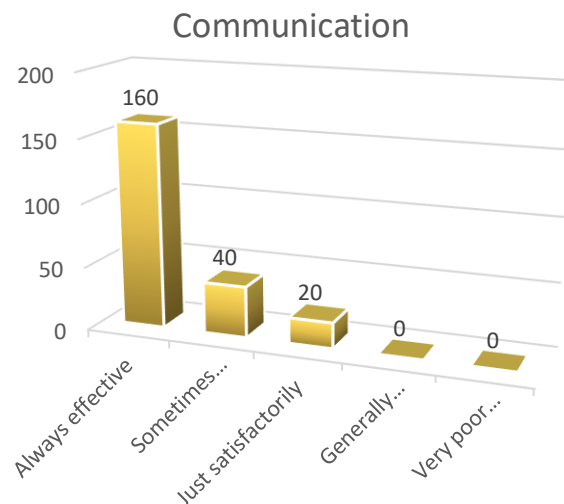
2. How well did the teachers prepare for the classes?

- 4. Thoroughly
- 3. Satisfactorily
- 2. Poorly
- 1. Indifferently
- 0. Won't teach at all



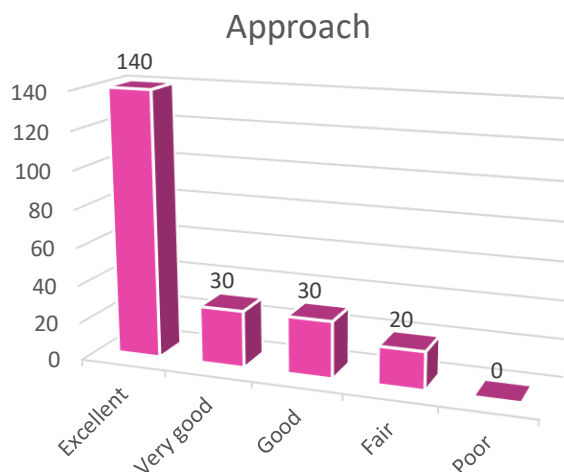
3. How well were the teachers able to communicate?

- 4. Always effective
- 3. Sometimes effective
- 2. Just satisfactorily
- 1. Generally ineffective
- 0. Very poor communication



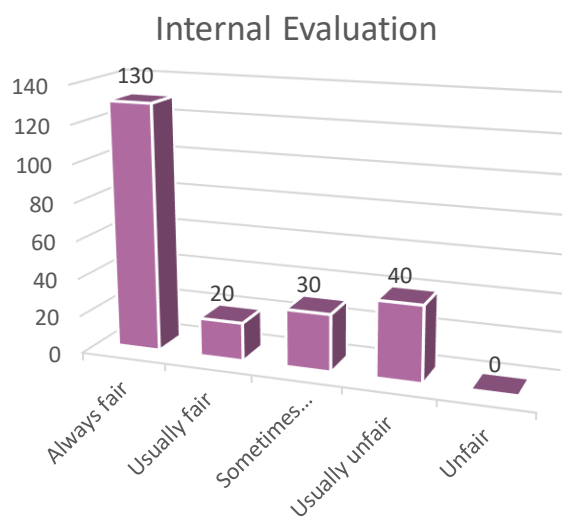
4. The teacher's approach to teaching can best be described as

- 4. Excellent
- 3. Very good
- 2. Good
- 1. Fair
- 0. Poor



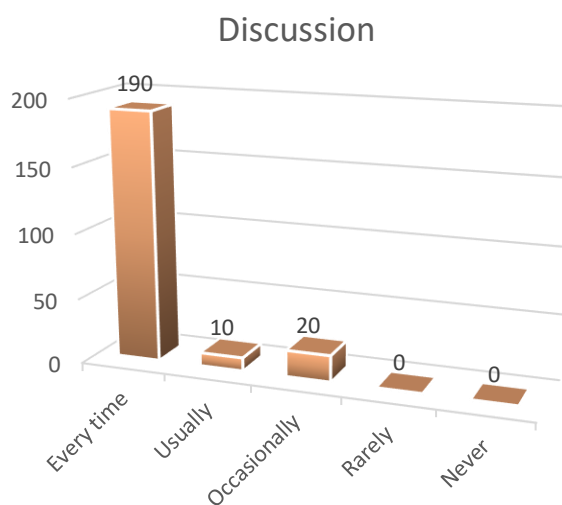
5. Fairness of the internal evaluation process by the teachers.

- 4. Always fair
- 3. Usually fair
- 2. Sometimes unfair
- 1. Usually unfair
- 0. Unfair



6. Was your performance in assignments discussed with you?

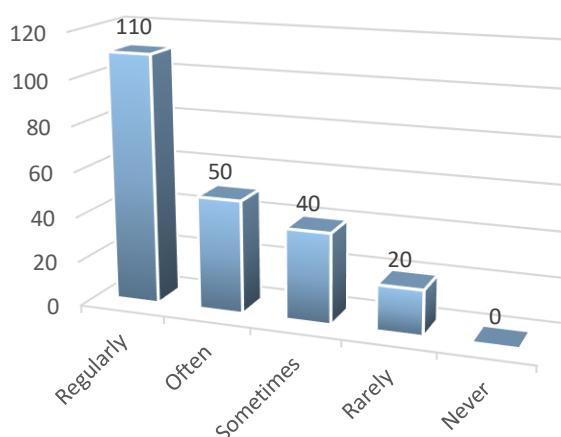
- 4. Every time
- 3. Usually
- 2. Occasionally/Sometimes
- 1. Rarely
- 0. Never



7. The institute takes active interest in promoting internship, student exchange, field visit opportunities for students.

- 4. Regularly
- 3. Often
- 2. Sometimes
- 1. Rarely
- 0. Never

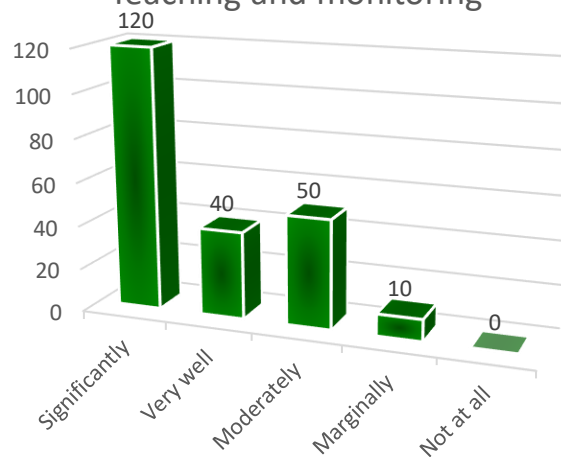
Active interest



8. The teaching and mentoring process in your institution facilitates you in cognitive, social and emotional growth.

- 4. Significantly
- 3. Very well
- 2. Moderately
- 1. Marginally
- 0. Not at all

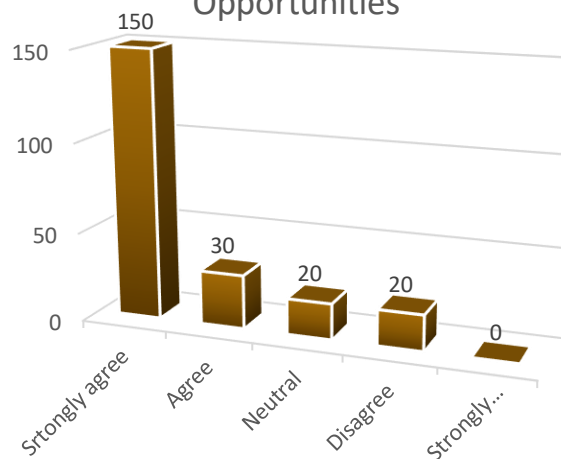
Teaching and monitoring



9. The Institution provides multiple opportunities to learn and grow.

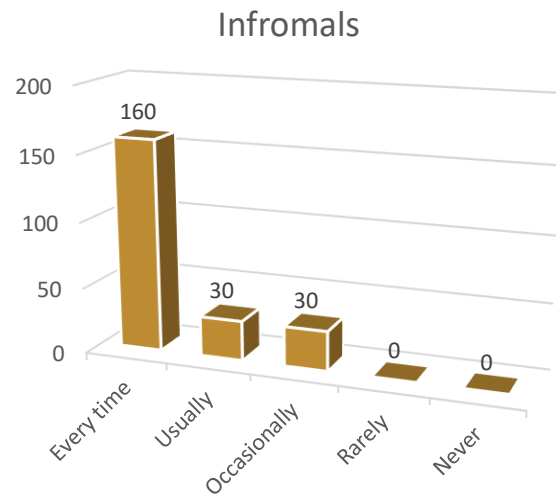
- 4. Strongly agree
- 3. Agree
- 2. Neutral
- 1. Disagree
- 0. Strongly disagree

Opportunities



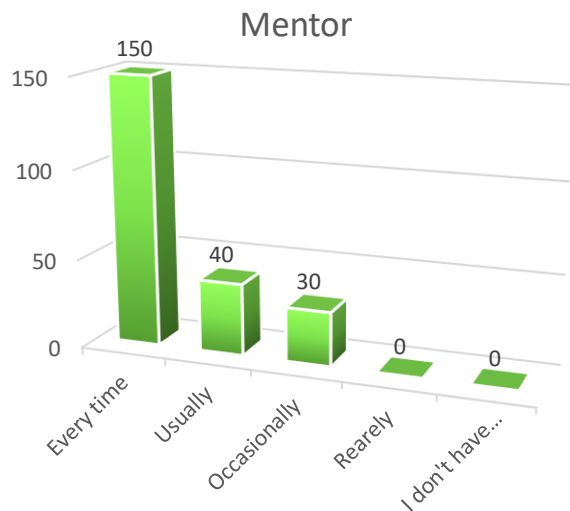
10. Teachers inform you about your expected competencies, course outcomes and program outcomes.

- 4. Every time
- 3. Usually
- 2. Occasionally/Sometimes
- 1. Rarely
- 0. Never



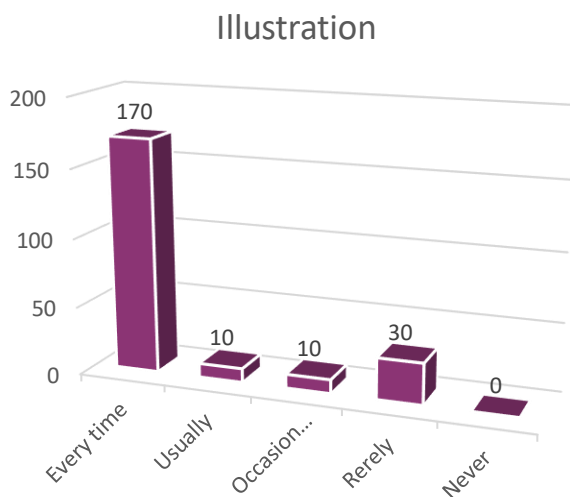
11. Your mentor does a necessary follow-up with an assigned task to you.

- 4. Every time
- 3. Usually
- 2. Occasionally/Sometimes
- 1. Rarely
- 0. I don't have a mentor



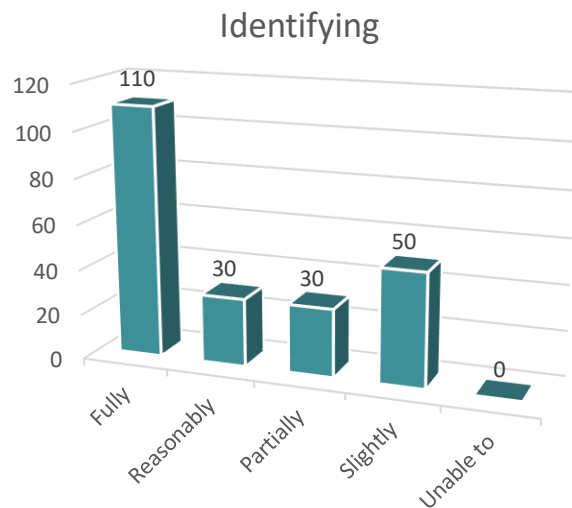
12. The teachers illustrate the concepts through examples and applications.

- 4. Every time
- 3. Usually
- 2. Occasionally/Sometimes
- 1. Rarely
- 0. Never



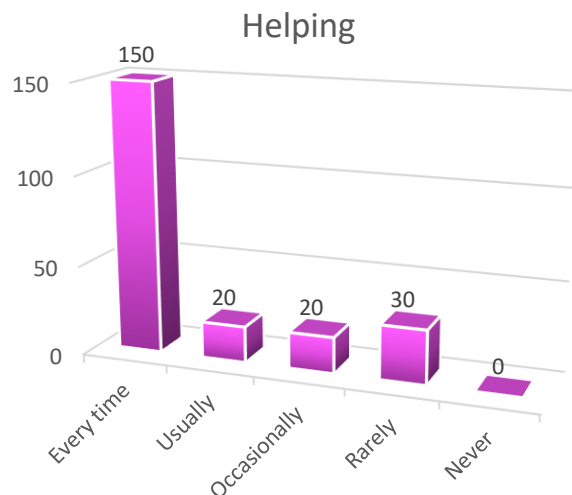
13. The teachers identify your strengths and encourage you with providing right level of

- 4. Fully
- 3. Reasonably
- 2. partially
- 1. Slightly
- 0. Unable to



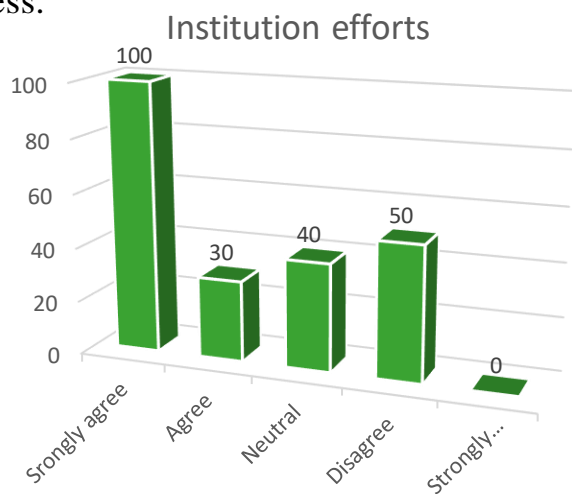
14. Teachers are able to identify your weakness and help you to overcome them.

- 4. Every time
- 3. Usually
- 2. Occasionally/Sometimes
- 1. Rarely
- 0. Never



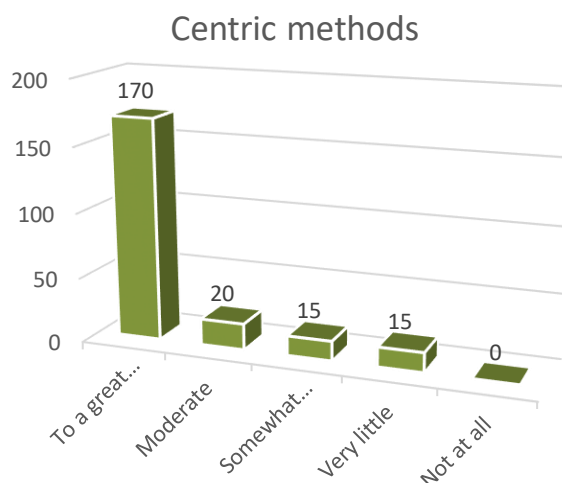
15. The institution makes effort to engage students in the monitoring, review and quality improvement of the teaching learning process.

- 4. Strongly agree
- 3. Agree
- 2. Neutral
- 1. Disagree
- 0. Strongly disagree



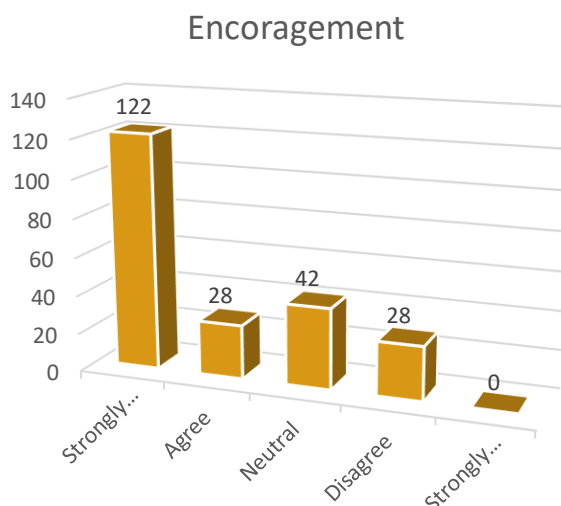
16. The Institute/teachers use student centric methods, such as experiential learning, participative learning and problem-solving methodologies for enhancing learning experiences.

- 4. To a great extent
- 3. Moderate
- 2. Somewhat very little
- 1. Very little
- 0. Not at all



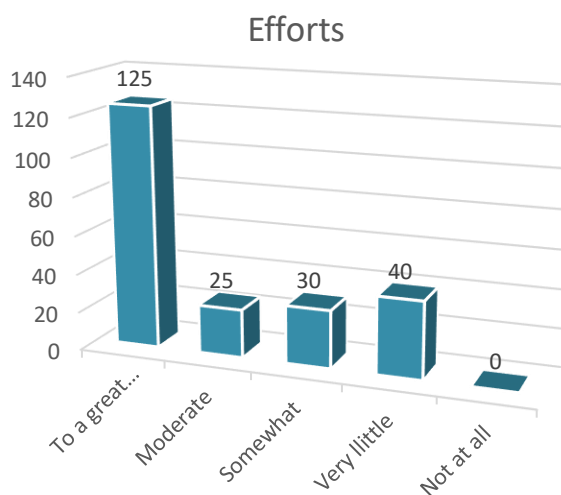
17. Teachers encourage you to participate in extracurricular activities.

- 4. Strongly agree
- 3. Agree
- 2. Neutral
- 1. Disagree
- 0. Strongly disagree



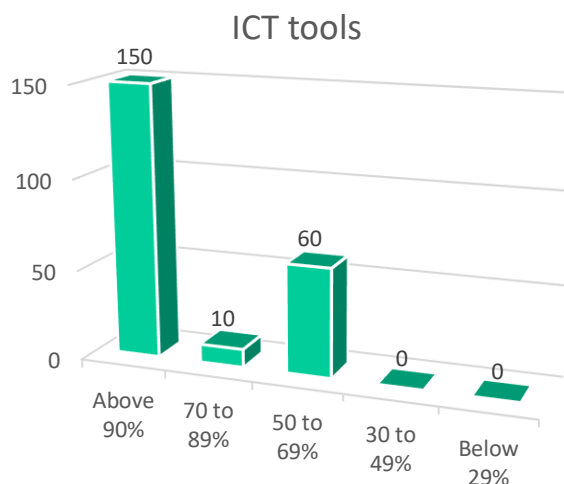
18. Efforts are made by the institute/teachers to inculcate soft skills, life skills and employability skills to make you ready for the world of work.

- 4. To a great extent
- 3. Moderate
- 2. Somewhat
- 1. Very little
- 0. Not at all



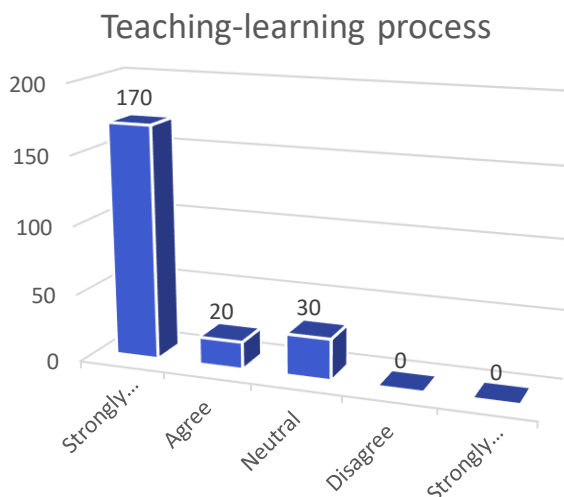
19. What percentage of teachers use ICT tools such as LCD projector, Multimedia, etc. while teaching.

- 4. Above 90%
- 3. 70 to 89%
- 2. 50 to 69%
- 1. 30 to 49%
- 0. Below 29%



20. The overall quality of teaching-learning process in your institute is very good.

- 4. Strongly agree
- 3. Agree
- 2. Neutral
- 1. Disagree
- 0. Strongly disagree



21. Give three observation/suggestions to improve the overall teaching-learning experience in your institution.

a)

b)

c)

d)